

stone

BOLD SURFACES



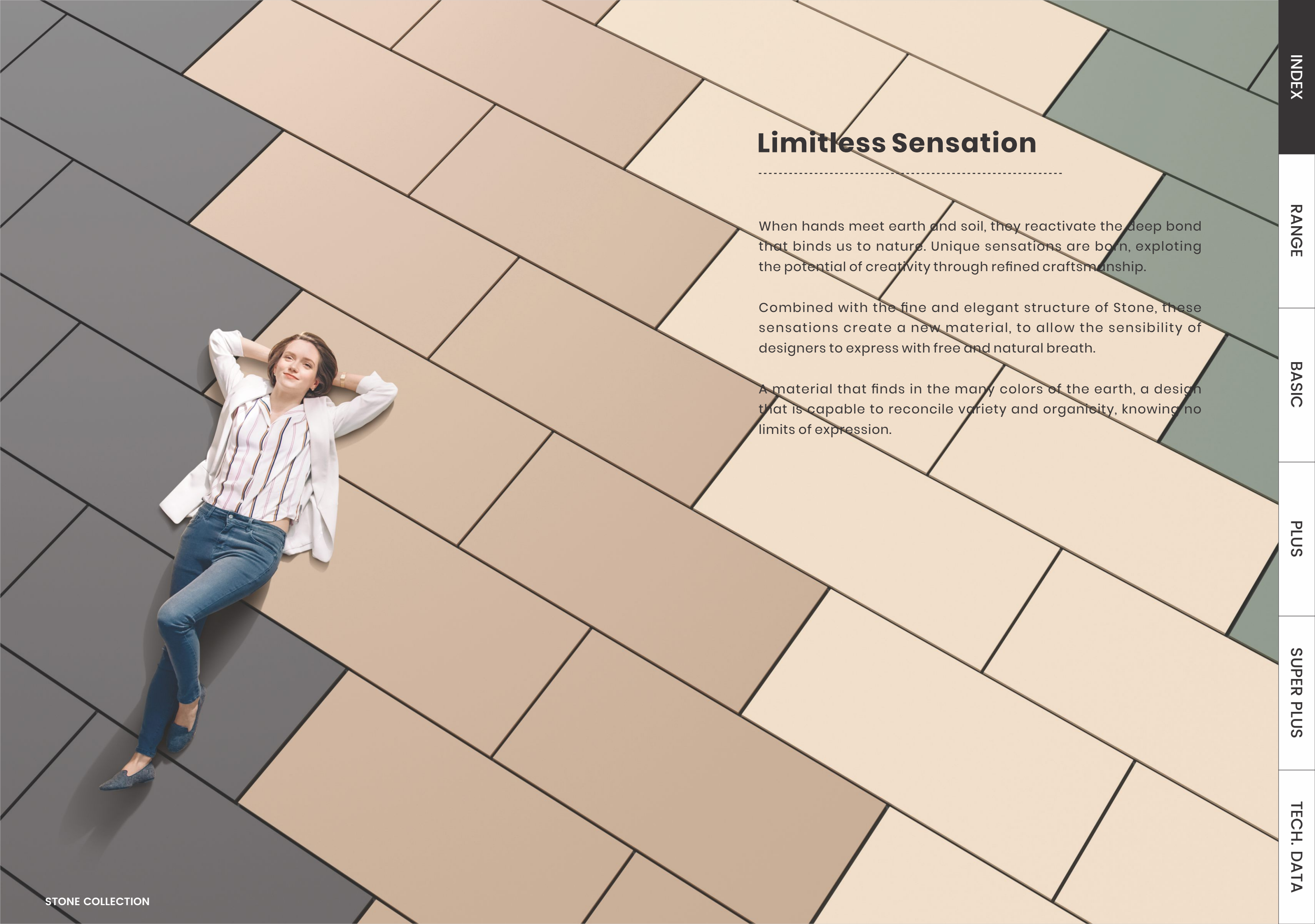
Overview

- 4 Limitless Sensation
- 6 Redefining Color
- 8 Empowering Colors
- 10 Infinite Combination
- 12 Product Features
- 14 Craftsmanship
- 16 Hybrid+ Technology
- 18 Meta Surface
- 20 Product Range
- 22 Style Index & Category

Technical Info

- 53 Installation System
- 58 Certification
- 59 Technical Specification
- 59 Tile Cleaning

INDEX	RANGE	BASIC	PLUS	SUPER PLUS	TECH. DATA
-------	-------	-------	------	------------	------------



Limitless Sensation

When hands meet earth and soil, they reactivate the deep bond that binds us to nature. Unique sensations are born, exploiting the potential of creativity through refined craftsmanship.

Combined with the fine and elegant structure of Stone, these sensations create a new material, to allow the sensibility of designers to express with free and natural breath.

A material that finds in the many colors of the earth, a design that is capable to reconcile variety and organicity, knowing no limits of expression.



Redefining Colours

पञ्चरङ्ग was born from the inspiration to create a symbiosis between nature and stone, a primitive element and a refined stone.

Natural materials that enrich each other, brought together by the craftsmanship of the designer searching for a new kind of surface.

Skilled hands caress grains of earth and perceive their intimate essence. Strengthened by this tactile knowledge, they shape delicate textures, recalling the ethereal lightness of stone.

The result is a warm and vivid material, defined in twelve colors referring to the nature and colors inspired by sand, clay and spices.

पञ्चरङ्ग is designed to meet the latest architecture and interior design needs.

INDEX	RANGE	BASIC	PLUS	SUPER PLUS	TECH. DATA
-------	-------	-------	------	------------	------------

Minimal
But complex
Classical but
contemporary
STONE
Is the way
For every style
and Design need

Argillia	Soil	Cremoso	Umber
Kota	Gesso	Mustard	Metallo
Sabbia	Coal	Grano	Grigio


INDEX	RANGE	BASIC	PLUS	SUPER PLUS	TECH. DATA
-------	-------	-------	------	------------	------------

Infinite Combination

The theory of colors tells us about the rules of analogy and complementarity, about how color emerges from nature when tint, tone and shade come into play. It also tells how our perception of a colored surface varies depending on the other colors that are associated with it.

This is what we have considered in the design of पञ्चरंग. The result is an organic set of colors, that can stand by themselves or that can be harmonically blended in infinite combinations.

A wide range of options for interior and exterior applications, in residential, commercial, work or public spaces.



Argillia	Soil
Cremoso	Grigio
Gesso	Kota
Metallo	Sabbia
Grano	Coal
Mustard	Grigio
Umber	Metallo
Kota	Cremoso

Metallo	Argillia	Soil
Gesso	Mustard	Coal
Cremoso	Sabbia	Grigio
Grano	Argillia	Umber
Kota	Cremoso	Grano
Gesso	Sabbia	Coal
Mustard	Grigio	Soil
Grano	Kota	Sabbia

INDEX	RANGE	BASIC	PLUS	SUPER PLUS	TECH. DATA
-------	-------	-------	------	------------	------------

INDEX			RANGE		BASIC		PLUS		SUPER PLUS		TECH. DATA	
<div></div> <div>-----</div> <div>Solid</div>			<div></div> <div>-----</div> <div>Safe, Clean, fireproof</div>		<div></div> <div>-----</div> <div>Highly sustainable</div>							
FULLBODY												
Solid, strong and uniform, it maintains its appearance even in the event of extreme wear and damage.			Sanitisable, resistant to acid, easy to clean, does not burn and does not release harmful substances.			Fullbody porcelain stoneware produced with maximum respect for the environment and for workers. Long-lasting and recyclable						

FULLBODY

Minerals.
Nature. Craftmanship.

Natural minerals
and raw materials,
combined in a naturally
random pattern

WHAT YOU SEE
ON TOP.

IS WHAT YOU HAVE
ON THE INSIDE.





HYBRID+
TECHNOLOGY

**FULL BODY
SKID RESISTANT
GERM FREE**



Protect
ANTIBATTERICO - ANTIMICROBIAL


No Germs & Fungus, Less Health Issues | Get Rid of the Odours
Various Applications | Improves Quality of Life

थद्ज् Fullbody Tiles Collections comes with protect antibacterial hybrid+ technology. These Vitrified matt tiles is an innovative product made from finest ingredients with anti microabial treatment that inhibits growth of germs like bacteria and fungus.

This full body product with skid resistant property can be safely used in hospitals, schools, residential areas, offices or any other commercial spaces, where longevity and hygiene is paramount.

FULL BODY

These tiles are ideal for zones with heavy footfall because even after extented use, their colour remains the same.



SKID RESISTANT

A versatile surface with skid resistant property makes these tiles perfect for zero slippage on slopes of upto 25°.



GERM FREE (99.9%)

A specially formulated anti-microbial application used during the manufacturing process enables these tiles to prevent habitation of germs like bacteria and fungus, making them an ideal choice for today's health-concious consumers.



SCRATCH RESISTANT
STAIN RESISTANT



Confidently Smooth, Comfortably Stylish.

As smooth as the breezing wind, 'Meta Surface' is yet another achievement for us. The exceptional surface is achieved with the exclusive and patented Italian technology, which is the first of its kind in India. It takes the surface quality to where no other technology can reach.

With this innovation, we have overcome the myth that smooth surfaces get scratches and stains. Despite having the unmatched smoothness, 'Meta Surface' is resistant to scratches.

INDEX	RANGE	BASIC	PLUS	SUPER PLUS	TECH. DATA
-------	-------	-------	------	------------	------------

600x1200mm

Argillia	Soil	Gesso
Mustard	Kota	Grigio
Metallo	Cremoso	Grano
Sabbia	Coal	Umber

600x600mm

Kota	Grigio
Gesso	Coal
Metallo	Cremoso

600x1200mm

Gesso	Mustard
Kota	Metallo
Cremoso	Coal

600x600mm

Kota	Cremoso
Gesso	



INDEX	RANGE	BASIC	PLUS	SUPER PLUS	TECH. DATA
-------	-------	-------	------	------------	------------

Style Index and Category

पन्ड्य an extraordinary homogeneous surface that is a unique delight for interiors and architects. The collection gives creative freedom to experiment, play around with their thoughts and ideas in an innovative way.

Our Natural solid range of colours , offers architects and interiors a rich palette for creating inspired structures that adds luxury and elegance to your space.

थर्न् full body tiles are characterized by soft solid colours and natural granite base with a surface of premium matt and smooth polished, is available in 60x60cm & 60x120cm size.

Basic

- Metallo
- Grigio
- Grano
- Cremoso
- Sabbia
- Kota

Plus

- Argilla
- Soil

Super Plus

- Coal
- Gesso
- Mustard
- Umber





STONE
BASIC COLOR RANGE

INDEX	RANGE	BASIC	PLUS	SUPER PLUS	TECH. DATA
-------	-------	-------	------	------------	------------



KOTA

SIZE : 600x1200mm | SURFACE : PREMIUM MATT | CATEGORY : BASIC

stone
BOLD SURFACES

INDEX

RANGE

BASIC

PLUS

SUPER PLUS

TECH. DATA

SIZE : 600x1200mm | SURFACE : SMOOTH POLISHED | CATEGORY : BASIC



SIZE : 600x600mm | SURFACE : SMOOTH POLISHED | CATEGORY : BASIC

INDEX	RANGE	BASIC	PLUS	SUPER PLUS	TECH. DATA
-------	-------	-------	------	------------	------------

KOTA

SIZE : 600x600mm | SURFACE : PREMIUM MATT | CATEGORY : BASIC

stone
BOLD SURFACES

INDEX

RANGE


BASIC

PLUS

SUPER PLUS


TECH. DATA





Category : Basic

600x1200mm




Surface : Premium Matt



Surface : Smooth Polished

600x600mm



Surface : Premium Matt



Surface : Smooth Polished

INDEX	RANGE	BASIC	PLUS	SUPER PLUS	TECH. DATA
-------	-------	-------	------	------------	------------



CREMOSO

SIZE : 600x1200mm | SURFACE : PREMIUM MATT | CATEGORY : BASIC

stone
BOLD SURFACES

INDEX

RANGE

BASIC

PLUS

SUPER PLUS

TECH. DATA

SIZE : 600x1200mm | SURFACE : SMOOTH POLISHED | CATEGORY : BASIC



SIZE : 600x600mm | SURFACE : SMOOTH POLISHED | CATEGORY : BASIC

INDEX	RANGE	BASIC	PLUS	SUPER PLUS	TECH. DATA
-------	-------	-------	------	------------	------------

CREMOSO

SIZE : 600x600mm | SURFACE : PREMIUM MATT | CATEGORY : BASIC

stone
BOLD SURFACES



INDEX


RANGE

BASIC

PLUS


SUPER PLUS

TECH. DATA




Category : Basic

600x1200mm




Surface : Premium Matt




Surface : Smooth Polished

600x600mm



Surface : Premium Matt



Surface : Smooth Polished



METALLO

SIZE : 600x1200mm | SURFACE : PREMIUM MATT | CATEGORY : BASIC

stone
BOLD SURFACES

INDEX

RANGE

BASIC

PLUS

SUPER PLUS

TECH. DATA

SIZE : 600x1200mm | SURFACE : SMOOTH POLISHED | CATEGORY : BASIC



SIZE : 600x600mm | SURFACE : PREMIUM MATT | CATEGORY : BASIC

INDEX	RANGE	BASIC	PLUS	SUPER PLUS	TECH. DATA
-------	-------	-------	------	------------	------------

M

METALLO

Category : Basic

600x1200mm

Surface : Premium Matt

Surface : Smooth Polished

600x600mm

Surface : Premium Matt

stone

BOLD SURFACES

INDEX	RANGE	BASIC	PLUS	SUPER PLUS	TECH. DATA
-------	-------	-------	------	------------	------------



GRIGIO

SIZE : 600x1200mm | SURFACE : PREMIUM MATT | CATEGORY : BASIC

stone
BOLD SURFACES

INDEX

RANGE

BASIC

PLUS

SUPER PLUS

TECH. DATA

GRIGIO

SIZE : 600x600mm | SURFACE : PREMIUM MATT | CATEGORY : BASIC

stone
BOLD SURFACES



INDEX


RANGE

BASIC

PLUS


SUPER PLUS

TECH. DATA




Category : Basic

600x1200mm



Surface : Premium Matt

600x600mm



Surface : Premium Matt

INDEX	RANGE	BASIC	PLUS	SUPER PLUS	TECH. DATA
-------	-------	-------	------	------------	------------



GRANO

SIZE : 600x1200mm | SURFACE : PREMIUM MATT | CATEGORY : BASIC

stone
BOLD SURFACES

INDEX

RANGE

BASIC

PLUS


SUPER PLUS

TECH. DATA



Category : Basic

600x1200mm



Surface : Premium Matt

INDEX	RANGE	BASIC	PLUS	SUPER PLUS	TECH. DATA
-------	-------	-------	------	------------	------------



SABBIA

SIZE : 600x1200mm | SURFACE : PREMIUM MATT | CATEGORY : BASIC

stone
BOLD SURFACES

INDEX

RANGE

BASIC

PLUS


SUPER PLUS

TECH. DATA



SABBIA

Category : Basic



Surface : Premium Matt

stone
BOLD SURFACES

INDEX	RANGE	BASIC	PLUS	SUPER PLUS	TECH. DATA
-------	-------	-------	------	------------	------------



STONE
PLUS COLOR RANGE

INDEX	RANGE	BASIC	PLUS	SUPER PLUS	TECH. DATA
-------	-------	-------	------	------------	------------



ARGILLIA

SIZE : 600x1200mm | SURFACE : PREMIUM MATT | CATEGORY : Plus

stone
BOLD SURFACES

INDEX

RANGE

BASIC

PLUS

SUPER PLUS

TECH. DATA



Category : Plus

600x1200mm



Surface : Premium Matt

INDEX	RANGE	BASIC	PLUS	SUPER PLUS	TECH. DATA
-------	-------	-------	------	------------	------------



SOIL

SIZE : 600x1200mm | SURFACE : PREMIUM MATT | CATEGORY : PLUS

stone
BOLD SURFACES

INDEX


RANGE

BASIC

PLUS

SUPER PLUS

TECH. DATA



S OIL

Category : Plus



600x1200mm

Surface : Premium Matt

stone
BOLD SURFACES

INDEX


RANGE

BASIC

PLUS

SUPER PLUS

TECH. DATA



STONE
SUPER PLUS COLOR RANGE

INDEX	RANGE	BASIC	PLUS	SUPER PLUS	TECH. DATA
-------	-------	-------	------	------------	------------

**GESSO**

SIZE : 600x1200mm | SURFACE : PREMIUM MATT | CATEGORY : SUPER PLUS

stone
BOLD SURFACES

SIZE : 600x1200mm | SURFACE : SMOOTH POLISHED | CATEGORY : SUPER PLUS



SIZE : 600x600mm | SURFACE : SMOOTH POLISHED | CATEGORY : SUPER PLUS

INDEX	RANGE	BASIC	PLUS	SUPER PLUS	TECH. DATA
-------	-------	-------	------	------------	------------

GESO

SIZE : 600x600mm | SURFACE : PREMIUM MATT | CATEGORY : SUPER PLUS

stone
BOLD SURFACES



INDEX


RANGE

BASIC

PLUS


SUPER PLUS

TECH. DATA




Category : Super Plus

600x1200mm




Surface : Premium Matt




Surface : Smooth Polished

600x600mm



Surface : Premium Matt



Surface : Smooth Polished



COAL

SIZE : 600x1200mm | SURFACE : PREMIUM MATT | CATEGORY : SUPER PLUS

stone
BOLD SURFACES

INDEX

RANGE

BASIC

PLUS

SUPER PLUS

TECH. DATA

COAL

SIZE : 600x1200mm | SURFACE : SMOOTH POLISHED | CATEGORY : SUPER PLUS

stone
BOLD SURFACES



INDEX				
RANGE				
BASIC				
PLUS				
SUPER PLUS				
TECH. DATA				



COAL

SIZE : 600x600mm | SURFACE : PREMIUM MATT | CATEGORY : SUPER PLUS

stone
BOLD SURFACES

INDEX

RANGE

BASIC

PLUS

SUPER PLUS

TECH. DATA



Category : Super Plus

600x1200mm




Surface : Premium Matt



Surface : Smooth Polished

600x600mm



Surface : Premium Matt

INDEX	RANGE	BASIC	PLUS	SUPER PLUS	TECH. DATA
-------	-------	-------	------	------------	------------



MUSTARD

SIZE : 600x1200mm | SURFACE : PREMIUM MATT | CATEGORY : SUPER PLUS

stone
BOLD SURFACES

INDEX

RANGE

BASIC

PLUS

SUPER PLUS

TECH. DATA

SIZE : 600x1200mm | SURFACE : SMOOTH POLISHED | CATEGORY : BASIC



INDEX	RANGE	BASIC	PLUS	SUPER PLUS	TECH. DATA
-------	-------	-------	------	------------	------------



MUSTARD

Category : Super Plus



Surface : Premium Matt

Surface : Smooth Polished

INDEX	RANGE	BASIC	PLUS	SUPER PLUS	TECH. DATA
-------	-------	-------	------	------------	------------



UMBER

SIZE : 600x1200mm | SURFACE : PREMIUM MATT | CATEGORY : SUPER PLUS

stone
BOLD SURFACES

INDEX

RANGE

BASIC

PLUS


SUPER PLUS

TECH. DATA



Category : Super Plus

600x1200mm



Surface : Premium Matt

INDEX	RANGE	BASIC	PLUS	SUPER PLUS	TECH. DATA
-------	-------	-------	------	------------	------------

Certification
Installation Process
Technical Specification
Tile Cleaning

OUR NAME STANDS FOR TECHNICAL AND AESTHETIC EXCELLENCE.



Around the world, we proudly promote materials that best express that Made in India aesthetic, style and technical excellence.

On the international market, our name is synonymous with Full body tiles technical porcelain stoneware that offers extremely high technical and aesthetic performance. We transform top quality raw materials into ceramic projects able to interpret the many requirements of a continuously evolving world.



Tiles of India is the certified brand of origin which exclusively marks all products fully manufactured in India representing the decades old values system of the Indian Ceramic Industry. We support all those values promoted by the Indian Ceramics code of ethics, from 100% Indian production to social and environmental responsibility.



100% ISO 9001 : 2015 certification is internationally recognised and represents a guarantee of the excellence and quality of the management system. थर्दटILES decided of its own accord to undertake this important process, adopting a set of rules, responsibilities and checks to improve the efficiency of processes and customer satisfaction, to boost its competitiveness and maintain compliance with the highest quality standards.



SAFETY SYSTEM MANAGEMENT
The health and wellbeing of employees are crucial priorities for थर्दटILES. the attainment of ISO 45001 certification strengthens a business culture that sees safety not simply as a question of regulatory compliance, but as an essential part of working processes. Regulation is a necessary tool for generating a new model of sustainable competitiveness that can improve company performance across the board.

ECO-SUSTAINABLE DEVELOPMENT



ENVIRONMENTAL MANAGEMENT
थर्दटILES conforms with the environmental regulations envisaged by the ISO 14001 certification. This certification measures and controls the reduced environmental impact of production sites, through an environmental management system based on strict parameters.

- Our Tiles CONTRIBUTES TOWARDS ENERGY EFFICIENCY THROUGH:**

 - 100% recycling of waters used
 - 100% recycling of unfired and fired waste
 - 100% recycling of packaging and pallets
 - 60% recycling of waste.
- LOW ATMOSPHERIC GAS EMISSIONS**

 - 100% Water Consumption Savings
 - 100% Recycling of Unfired Waste
 - 100% Recycling of Fired Waste
 - 100% Recycled Packaging
 - 70% Recycling of Industrial Waste
 - Noise Pollution Monitoring
 - 100% Recycled Pallets

 LOW ATMOSPHERIC GAS EMISSIONS	 100% WATER CONSUMPTION SAVINGS	 100% RECYCLING OF UNFIRED WASTE	 100% RECYCLING FIRED WASTE
 100% RECYCLED PACKAGING	 90% RECYCLING OF INDUSTRIAL WASTE	 NOISE POLLUTION MONITORING	 100% RECYCLED PALLETS

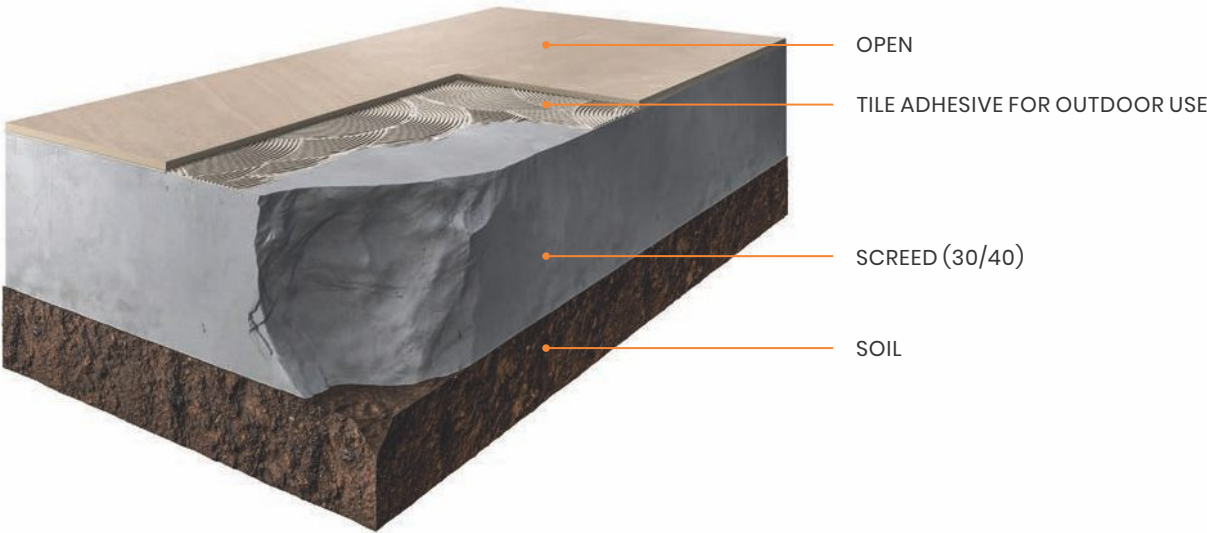


IMC is a voluntary certification system, for the design, construction and management of high performance sustainable buildings; it promotes an integrated design system that concerns the whole building. It is developed by the U.S. INTERNATIONAL MANAGEMENT COUNCIL (USIMC), an association which provides a global approach to sustainability, providing recognition for virtuous performance levels in key areas of human and environmental health. The system is based on rating credits for each of the requisites featuring the sustainability of the building. The sum of the credits composes the certification level achieved.

LAYING ON
SCREED



SUGGESTED PROCESS



INSTALLATION SYSTEMS



Clean the existing surface and check that the screed has been properly prepared: flat, dry and cured. Spread the adhesive evenly over the surface.



मौजूदा सतह को साफ कर और जांच ल कि स्क्रिड सही से तैयार किया गया है: सपाट, सूखा और ठीक हो। सतह पे एडहेसिव को समान रूप से फैलाएं।



Put the tiles in place and tap down gently with a rubber hammer to drive out the air and ensure perfect bonding. Fit the 4/5 mm spacers into the joints.


टैब को जगह म रख और धीरे से एक रबर के हथौड़े से नीचे टैप कर और हवा को बाहर नकाल सही बॉ ग सुनत कर जोड़ म 4 या 5 ममी सर फट कर।



Once the glue has dried, remove the spacers, grout the joints and clean thoroughly to remove any residues.

गद सूख जाने के बाद, स्पेसर को हटा द, जोड़ को उट कर और उसके कोई अवशेष हटाने के लिए भी तरह से सतह साफ कर।

LAYING AS RAISED PAVING



SUGGESTED PROCESS



Stone COLLECTION

INSTALLATION SYSTEMS



Clean the existing surface and check that the screed is level to select the right type of pedestal. The screed must be dry and cured. Prepare the chosen pedestals, cutting the ones around the edge to size and removing any unwanted wings.



मौजूदा सतह को साफ कर और जांच लें कि ड सही कार के पेडल को चुनने के लिए र पर है। ड को सूखा और ठीक किया जाना चाहिए। चुने ए पेडल को तैयार कर उ आकार देने के लिए कनारे के चार ओर काटकर तैयार कर और कसी अवांछित व को भी हटा दें।



Arrange the grid of pedestals in accordance with the laying diagram, starting with those around the edge. Fit the protective tile edge clips on the pedestals against any walls.



पेडल के ड को आरेख के अनुसार वत बछाए, कनारे के आसपास से शुरू करें। दीवार के तरफ के पेडल पर टोटे व टाइल एज फिट करें।



Lay the tiles on the pedestals dry. Add a pedestal in the middle of the tiles, removing the spacer wings. Systematically check the flatness and adjust the heights of the pedestals with the adjuster key to compensate for any unevenness in the substrate. A little slope of the substrate is always recommended in order to prevent water stagnation underneath the surface.



पेड पर स्लैब को सूखा बछाए। स्लैब के बीच में एक पेडल जोड़ें। व ग को हटाएं। स ेट में कसी भी असमानता के भरपाई के लिए एडजस्टर की को इमाल कर के वत प से पेडल के ऊंचाई और समतलता के जांच कर पानी का ठहराव रोकने के लिए सतह के नीचे स ेट का थोड़ा ढलान हमेशा अनुशंसित है।

INDEX

RANGE

BASIC

PLUS

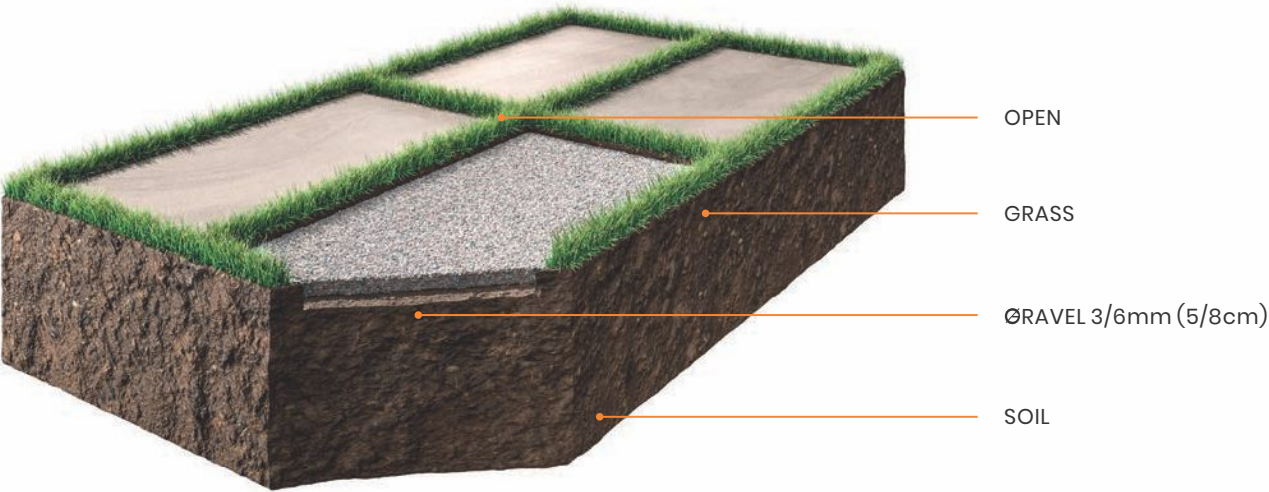
SUPER PLUS

TECH. DATA

LAYING ON GRASS



SUGGESTED PROCESS



INSTALLATION SYSTEMS



Place the slabs dry on the grass and check that the gap between them is the same over the entire laying surface.



स्लैब को घास पर सुखा बछाए और जांच क उनके बीच का अंतर पूरी बछाने क सतह पर समान है।




Mark out the area of turf to be removed and dig out to a depth of at least 5 cm. Create a layer of at least 3 cm of gravel (diam. 3/6 mm).



हटाए जाने वाले टर्फ के को चत कर और कम से कम 5 सेमी क गहराई तक खोद कम से कम 3 सेमी बजरी क एक परत बनाएं (1स 3/6 ममी)।



After checking that the substrate created is level, put the slabs in place and tap down gently with a rubber hammer to settle them into place and eliminate any unevenness.

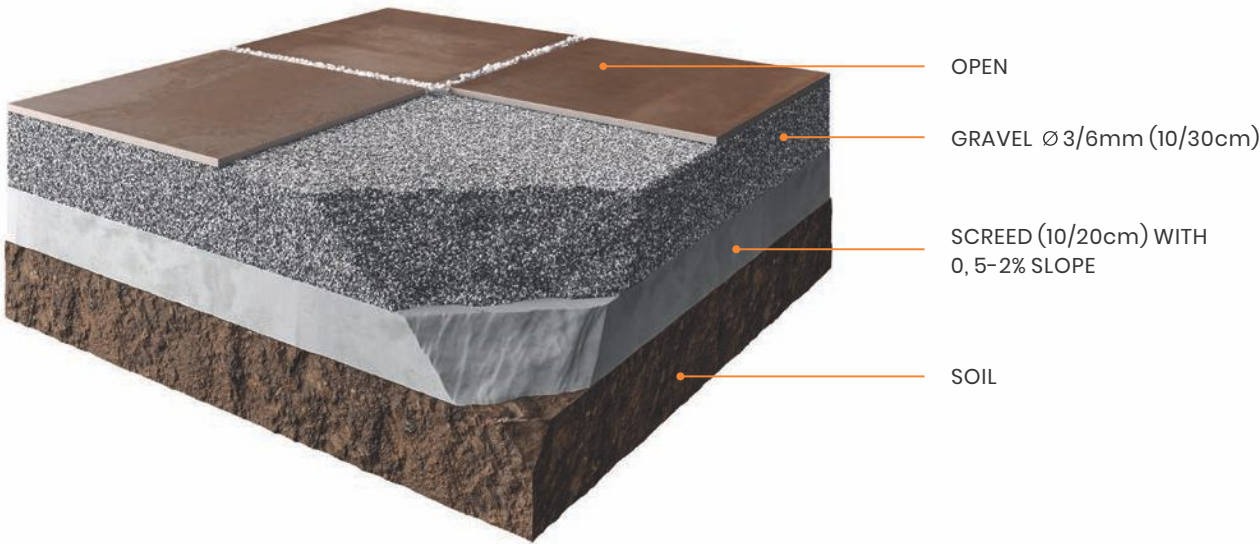


बनाया गया स ेट र होने क जाँच करने के बाद स्लैब रख और एक रबर हथौड़े के साथ उ ्छगह म वत करने के लए धीरे से नीचे टैप कर और कसी भी तरह क असमानता को दूर कर

LAYING ON
SCREED



SUGGESTED PROCESS



Stone COLLECTION

INSTALLATION SYSTEMS



Create a layer of at least 5 cm of gravel (diam. 3/6 mm) on the existing substrate. Level the surface with a straightedge and check the flatness.



कम से कम 5 सेमी बजरी क परत (डायम 3/6 ममी) मौजूदा स ेट पर बनाये। सतह को ष्ट एज के साथ लेवल करे और उसक समतलता क जाँच करा।



Place the slabs dry on the gravel and check that the gap between them is the same over the entire laying surface. Tap down gently with a rubber hammer to settle them into place and eliminate any unevenness.



स्लेब को बजरी पर सुखा बछाए और जांच क उनके बीच का अंतर पूरी बछाने क सतह पर समान है। उ ष्णगह म बछाने के लए रबर के हथौड़े से धीरे से नीचे क ओर टैप कर। और कसी भी असमानता को दूर करा।



Check the flatness of the surface created. Add gravel in the joints to level the paving. Decorative gravel larger in diameter than the type use for the substrate can also be used in the joints.



बनाई गई सतह क समतलता क जाँच करा। फ़श को समतल करने के लए जोड़ म बजरी डाल। स ेट के लए उपयोग कए जाने वाले कार क तुलना म। स म बड़े सजावटी बजरी का उपयोग जोड़ म भी कया जा सकता है।

INDEX

RANGE


BASIC

PLUS


SUPER PLUS

TECH. DATA

LAYING ON SAND



SUGGESTED PROCESS



INSTALLATION SYSTEMS



Prepare a layer of sand at least 5 cm thick on the existing substrate (screed or gravel). Level the surface with a straightedge and check the flatness.



कम से कम 5 सेमी मोटी रेत क परत मौजूदा स ेट (ड या बजरी) पर तैयार कर। सतह को ष्टैट एज के साथ लेवल करे और उसक समतलता क जाँच करा।



Place the slabs dry on the sand and check that the gap between them is the same over the entire laying surface. Tap down gently with a rubber hammer to settle them into place.



स्लैब को रेत पर सुखा बछाए और जांच क उनके बीच का अंतर पूरी बछाने क सतह पर समान है। उ ष्जगह म बछाने के लए रबर के हथौड़े से धीरे से नीचे क ओर टैप कर। और कसी भी असमानता को दूर कर।



Add sand in the joints to level the paving. Clean the surface of the slabs.



फ़श को समतल करने के लए जोड़ म रेत डाल। स्लैब क सतह को साफ कर।

TECHNICAL SPECIFICATION

TECHNICAL DETAILS	STANDARD AS PER ISO-13006/EN176 GROUP BIa	MEAN VALUE OF Our FULL BODY VITRIFIED TILES	METHOD OF TEST
Deviation In Length & Width	± 0.60%	± 0.10%	ISO-10545-2
Deviation In Thickness	± 5.00%	± 2.00%	ISO-10545-2
Straightness Of Sides	± 0.50%	± 0.10%	ISO-10545-2
Rectangularity	± 0.60%	± 0.10%	ISO-10545-2
Surface Flatness	± 0.50%	± 0.10%	ISO-10545-2
Glossiness	Gloss Meter	Min. 90%	Glossometer
Water Absorption	≤ 0.50%	E ≤ 0.05%	ISO-10545-3
Breaking Strength	1300 N	2000 N	ISO-10545-4
Abrasion Resistance	Max. 175mm	Max. 145mm3	ISO-10545-6
Moh's Hardness	Min. 6	≤ 6*	EN101
Frost Resistance	Frost Proof	Frost Proof	ISO-10545-12
Thermal Shock	No Damage	No Damage	ISO-10545-9
Moisture Expansion	Nil	Nil	ISO-10545-10
Thermal Expansion	< 9 x 10 ⁻⁶	< 6 x 10 ⁻⁶	ISO-10545-8
Resistance of House Hold Chemical	No Damage	No Damage*	ISO-10545-13
Stain Resistance	Resistance	Resistance*	ISO-10545-14
Slip Resistance (Friction Co Efficient)	> 0.40	> 0.40	ISO-10545-17

PACKING DETAILS

Collection	Size	Pieces / Box	Whight / box (approx)	Coverage Area / Box
Stone	600x1200mm	2 Pieces	29.00kg	15.5 ft² or 1.44 mtr²
	600x600mm	4 Pieces	28.00kg	15.5 ft² or 1.44 mtr²

Disclaimer

Our reserves the right to delete & amend either totally or partially, any of the colours, shapes, sizes, references and other technical specifications contained in this catalogue at anytime. The colours of tiles shown in this catalogue are purely illustrative to printing process. Please refer actual sample before final selection. The details of sizes, colours and references should be verified for typographical errors.

CLEANING & MAINTENANCE

TYPE OF STAIN	CHEMICAL PRODUCT	EXAMPLE
Grease	Alkaline – Solvent	Detergent
Oil	Solvent	Ammonia, Backing Soda
Ink	Oxidant – Solvent	Alcohol, Liquid Bleach, Nail Paint Remover
Rust	Acid	Hydrochloric Acid, Vinegar, Red Harpic
Lime	Acid	Descaling Reagent, Hydrochloric Acid
Cement	Acid	Hydrochloric Acid
Wine	Alkaline	Ammonia, Liquid Bleach
Coffee	Alkaline – Solvent	Ammonia, Liquid Bleach
Rubber	Solvent	Alcohol, Thinner
Plaster	Acid	Hydrochloric Acid
Candle Wax	Solvent	Alcohol, Thinner
Iodine	Oxidant	Liquid Bleach
Blood	Oxidant	Liquid Bleach
Ice Cream	Alkaline	Liquid Bleach

Our products are non porous (due to their high quality raw materials, stringent production parameters and state of the art technology), hence any dust or deposited waste cannot penetrate the surface. For most cases only a damp cloth is sufficient for cleaning. Regular cleaning highlights the aesthetic features of the surface and gives it exceptional shine. For highly aggressive cleaning caused by some common food and substances follow the table below.

